



Rutherford Dental Lab

Quality, Integrity, & Innovation
9260 Alcosta Blvd Ste B9
San Ramon, CA 94583
925-833-8080

Date: _____

Doctor: _____

Patient Name: _____

Age: _____ Sex: _____

Date Due: _____

Types of Restorations

Metal-Free

- IPS e.max
- Full Contour Zirconia
- Empress Esthetic
- PMMA Provisional

Metal

- PFM
- Porcelain Margin
- Gold Crown

Type of Metal

- Non precious
- Precious
- Noble
- High Noble

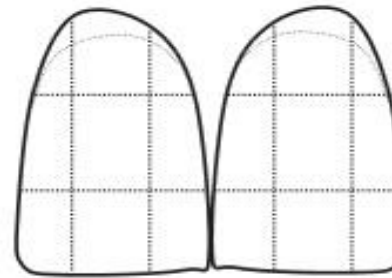
Doctor Notes



(Please circle framework design)

Special Instructions

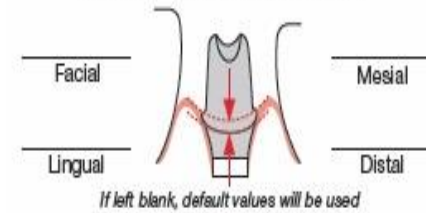
Characterizations



Shade _____

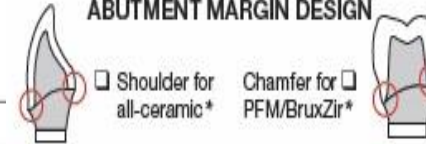
Stump Shade _____
(required for Empress/e.max)

ABUTMENT MARGIN DEPTH



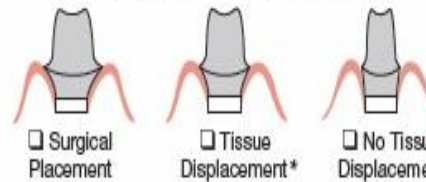
If left blank, default values will be used

ABUTMENT MARGIN DESIGN



- Shoulder for all-ceramic*
- Chamfer for PFM/BruXZir*

ABUTMENT EMERGENCE PROFILE



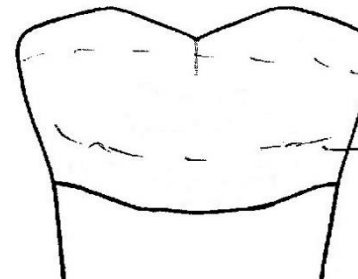
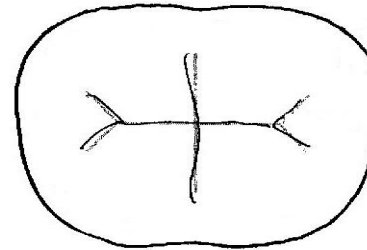
- Surgical Placement
- Tissue Displacement*
- No Tissue Displacement

Implant Company _____

Implant Size _____

**Default is tissue level*

Lab Notes



Pontic Design

- Full Ridge
- Partial Ridge
- No Ridge
- Point Contact
- No Contact